

# Building together





At Constructive PD, we're passionate about making a mark on Australia's landmark construction projects.

We rethink what's possible to create thoughtful construction with a strong focus on design and durability.

We rethink what's possible, delivering innovative mass timber, facade, and cladding solutions with a strong focus on design and durability. Our team combines industry expertise with the latest technologies to ensure thoughtful construction that stands the test of time. From initial planning to project execution, we are trusted by our clients to consistently exceed expectations across Western Australia's most complex and high-profile projects.



Red sign on a tall pole.

Worker on a ladder near a blue tarp.

Blue circular logo on a white structure.

# Building with Integrity & Expertise





Founded in 2016 by brothers Ian and Glen Meachem, Constructive PD is a modern and dynamic construction company that specialises in delivering high-quality, innovative solutions on iconic projects across Australia.

From Tier 1 and Tier 2 projects to bespoke architectural designs, we pride ourselves on our ability to rethink the possibilities of construction with a focus on design, durability, and precision.

With a strong presence in Perth's Metro and South West regions, our team is committed to quality craftsmanship and exceptional service. We believe that when culture and workmanship come first, delivering outstanding results becomes simple.

# Our Mission

## Redefining Construction Excellence

Our mission is to redefine construction excellence by delivering innovative, durable, and high-quality solutions that stand the test of time. We strive to create lasting value for our clients by integrating cutting-edge design, sustainable practices, and superior craftsmanship into every project.

At the core of our approach is a commitment to fostering a culture built on collaboration, integrity, and continuous improvement. We believe that by working closely with clients, architects, and builders, we can consistently exceed expectations, leaving a positive and enduring impact on Australia's most iconic projects.

## Quality

We are dedicated to delivering the highest standards of workmanship and attention to detail in every project, no matter the scale.

## Innovation

Embracing creativity and forward-thinking, we strive to push the boundaries of design and construction to provide unique and effective solutions.

## Integrity

We believe in conducting business transparently, with honesty and respect for our clients, partners, and team members.

## Collaboration

Our success is built on strong relationships with builders, architects, and clients. Together, we bring visions to life through effective teamwork and communication.



# Building together



## Building Careers

We're passionate about developing the next generation of tradespeople. Since 2016, our structured apprenticeship program has seen:

31

apprentices  
successfully  
complete  
their trade  
qualifications

90%+

completion rate  
achieved, significantly  
above the national  
average of 54%

12

apprentices  
employed  
on average  
at any given  
time, with  
half based in  
regional areas

Our commitment to development extends across our entire team. Through our professional development program, all staff have access to funded training that enables them to expand their skills, gain new qualifications, and progress their careers.

## Building Teams

We understand that exceptional work comes from people who feel supported, both professionally and personally. Our employee assistance program provides confidential access to social, psychological, and mental health support for all staff, their partners, and children.

We also believe in creating moments that strengthen bonds beyond the worksite. Our social calendar includes regular team evenings, golf days, and presentations from keynote speakers, while initiatives like our Christmas Club – where we match staff contributions throughout the year – add something special to the festive season.



## Building Community

Our community partnerships reflect what matters most to us. Through our corporate partnership with Toby for Childhood Cancer - a registered charity founded in honour of Managing Director Ian Meachem's son – we provide comprehensive support including administration assistance, a dollar-matched employee giving initiative, and significant annual financial donations. With all overhead costs covered by Constructive PD, every dollar raised goes directly to research and programs supporting Western Australian children with cancer. To date, the charity has raised over \$1 million, a legacy we believe Toby would be proud of.

Our team regularly volunteers at Ronald McDonald House's Home for Dinner program, cooking meals for regional families staying in Perth while their children receive treatment at Perth Children's Hospital. It's an initiative that bonds our team while giving back to those who need it most.

We're also committed to creating opportunities for Indigenous Australians through our Indigenous Engagement Policy. By prioritising Indigenous-owned businesses and supporting aspiring Indigenous tradespeople, we play an active role in building a more inclusive construction industry.



# Our Services



Feature Timber  
and Finishes




Boardwalks &  
Commercial  
Decks




Reclad



Facade  
Cladding



Artwork and  
Perforated  
Aluminium



Mass  
Timber



# Facade Cladding



# Facade Cladding



Expert facade cladding  
for standout projects.

## Facade Cladding can make or break the success of a project.

CPD have a decade long history of delivering high quality facade systems which are installed to the highest standards. This is why we are recommended as a preferred installer by so many of the key material suppliers.

It is the attention to the small details that make the difference, delivering water tight facades which stand the test of time and have the quality of installation which is unrivalled in the market.

These outcomes are not achieved by accident. These outcomes are achieved investing in our team. investing in an experienced design team, consistent training of our trades in innovative cladding systems, new products and excellent quality control processes.

CPD have delivered successful projects utilising a wide variety of systems.

Solid Aluminium  
Insulated Panel  
Colour-through Fibre Cement  
Composite Aluminium  
Redcore Solid Steel  
Fibre Cement  
Azure Panel  
Terracotta  
Natural Timber  
Timber Look Composites  
Colourbond in various profiles

We also work with Western Australia's leading suppliers:

Bluescope  
James Hardie  
CSR  
Fairview  
Etex  
Bluechip  
Armstrong



We specialise in a range of facade cladding solutions, including:



Multi-Residential

Infrastructure

Defence

Commercial

Mining - NPI

Education

Retail

Facade and Cladding



# Mass Timber





# Mass Timber

Sustainable, modern  
timber construction  
for lasting impact.

Building the future  
with Mass Timber.

Mass Timber is the ultimate renewable resource that is unrivalled in its sustainability credentials. Mass Timber now features in some of the most innovative projects across the world, including right here in Western Australia, delivering sustainability, durability and importantly amazing aesthetic and beauty in every project it features in.

CPD provide an end to end service for the delivery of mass timber structures across WA. From ECI consulting through to design, shop detailing, procurement, logistics management and installation. CPD can bring bring proven, hands on experience to every project to ensure its success.

We partner with Australia's leading Tier 1 and Tier 2 builders to supply and install renewable, high-performance mass timber structures. With experience working with international and local manufacturers, we ensure that every project is delivered with precision and care. Mass timber is not only environmentally friendly—it's a strong, beautiful material that's built for the future.





# High-performance materials driving innovation in sustainable construction





## Cross Laminated Timber (CLT)

Strong and stable, CLT is a versatile engineered wood perfect for walls, floors, and roofs in both residential and commercial buildings.



## Sustainability

Mass timber is fully renewable and reduces carbon footprints without sacrificing strength or style

## Glulam

Known for its strength and flexibility, Glulam is ideal for beams and columns in large structures, offering both durability and a sleek, modern look



## Lightweight, Yet Strong

Mass timber's lighter weight compared to steel and concrete makes it easier to transport and install, while still offering exceptional strength



# Feature Timber and Finishes

VANT  
60 R

RIVERS  
EDGE

RIVERSE  
EDGE  
APARTMENTS

RIVERSDALE RD



# Feature Timber and Finishes



Crafting timeless elegance with feature timber solutions.

Elevating architectural design through bespoke timber finishes.

Adding warmth, sophistication, and architectural flair to every project, we specialise in feature timber walls and finishes that transform spaces. Whether it's internal feature walls or large-scale exterior installations, our solutions breathe life into both new builds and renovations across Perth's Metro and South West regions.

Our team excels in turning standard building elements into extraordinary design features, working closely with Tier 1 and Tier 2 builders to create dynamic, standout finishes. Whether it's a small-scale residential project or a landmark commercial development, we ensure each feature timber installation is crafted to the highest standards.

Using high-quality materials like Glulam, solid timber, and acoustic systems, we combine craftsmanship with innovation to deliver architectural features that are as functional as they are beautiful. Our ability to work on non-standard and custom design elements sets us apart, allowing us to push boundaries in both durability and aesthetic appeal.



Delivering bespoke  
timber features with  
precision and expertise.



## Stairs

Stair cases can be functional and serve a purpose, but with real craftsmanship and attention to detail they can be a statement piece.



## Internal Architectural Finishes

Custom timber finishes for interior spaces, adding sophistication and character to any building's design.



## Feature Cladding

Beautiful and durable timber cladding that enhances the exterior of buildings, adding texture and warmth to facades.

# Boardwalks and Commercial Decks






# Boardwalks and Commercial Decks

Creating iconic outdoor spaces across Western Australia.

High-quality, stylish, and durable outdoor structures that reflect the beauty of Western Australia. From boardwalks to commercial decks and jetties, we deliver projects that blend seamlessly with their surroundings while providing long-lasting functionality.

Working across the stunning landscapes of Western Australia, we take pride in creating outdoor spaces that honor the local environment—whether it's along the coast, nestled in lush forests, or enhancing urban town centers. Our team supplies, manufactures, and installs large-scale outdoor structures, ensuring each project is built to the highest standards.

From concept to completion, we are committed to delivering unique and memorable outdoor structures. Our regional team collaborates with architects, designers, local governments and builders to bring innovative, functional designs to life. Every project is a reflection of our passion for creating spaces that locals and tourists can enjoy for generations to come.



Outdoor structures  
inspired by nature,  
built to last.





Transforming outdoor spaces with expert craftsmanship and innovative design.






## Commercial Decking

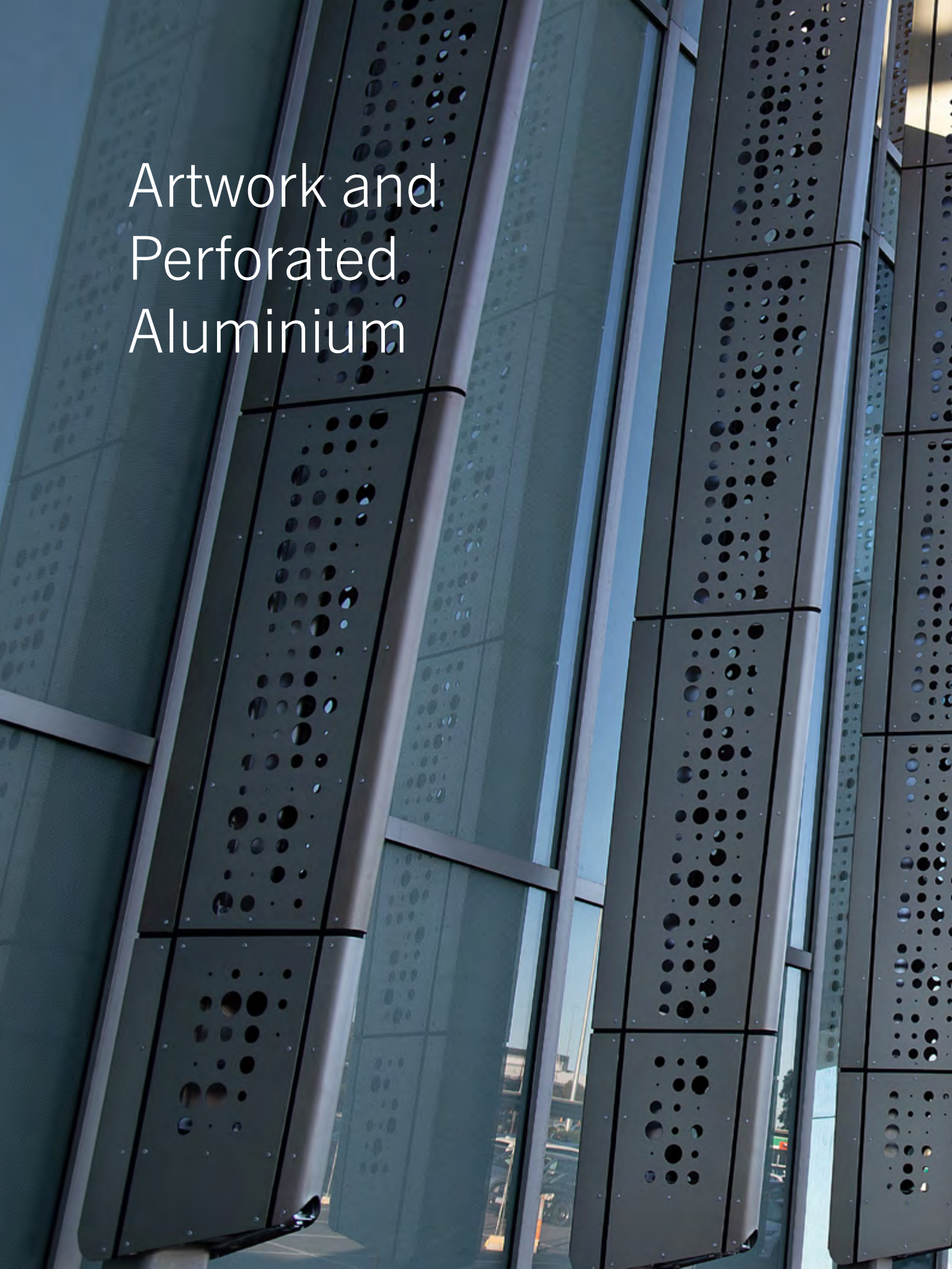
Durable and stylish outdoor decking designed to withstand heavy use and harsh conditions.

## Boardwalks

Seamlessly blending with natural surroundings to create beautiful and functional pathways for public use.



# Artwork and Perforated Aluminium





# Artwork and Perforated Aluminium



Transforming spaces  
with custom artwork and  
perforated aluminium.



Bringing visionary  
designs to life through  
precision fabrication.

Blending artistic vision with precise craftsmanship, we fabricate and install large-scale artwork and perforated aluminium for commercial projects. Working closely with artists, architects, and builders, we bring unique and memorable designs to life, ensuring every project becomes a visual landmark.

From concept to completion, we turn visions into reality, bringing innovative and memorable designs to life on landmark projects across Australia. With a focus on using the highest quality materials, our team works at the intersection of art and construction, creating unique and functional elements that make a lasting impact.

At our Perth-based metal and timber fabrication workshop, we combine advanced techniques with skilled craftsmanship to deliver stunning metal and timber panels, screens, and signage that enhance both the aesthetic and functionality of a space. Every project is a collaboration driven by our commitment to excellence and creativity.

Unique solutions  
combining art,  
design, and  
craftsmanship.





## Architectural Signage

Custom-designed signage crafted with attention to detail, combining form and function to create striking visual elements.

## Custom Metal Panels

Precision-fabricated metal panels that blend aesthetic appeal with practical design, creating standout features in any space.



## Collaborative Art Installations

Large-scale art installations created in close partnership with artists, turning visions into iconic, memorable works.

## Perforated Aluminium Screens

Bespoke aluminium screens that offer both artistic design and functionality, perfect for enhancing building facades and interiors.



Reclad





# Reclad

Revitalising buildings  
with innovative  
recladding solutions.

Recladding for safety,  
style, and sustainability.

We provide comprehensive recladding and facade remediation services to transform existing buildings across Western Australia. Our end-to-end solutions, from design to installation, ensure projects of all scales are delivered with the highest standards of safety, strength, and sustainability.

We prioritise risk management and minimise disruption to building occupants, working closely with experienced project managers to ensure compliance at every stage. From police clearances for on-site staff to safety standards in cladding installation, water tightness and build services we deliver efficient and compliant solutions that stand the test of time.

With a team of over fifty skilled tradespeople, we specialise in recladding using a wide range of materials, including composite aluminium, timber, and fibre cement. Whether it's modernising a facade or addressing safety concerns, our innovative approach ensures every project is completed with a unique point of difference.





# A streamlined process ensuring safety, compliance, and quality results.

## Material Identification

We begin by assessing the existing cladding materials to determine the best approach for your project.

## Recycling

Responsible recycling and disposal of on-compliant cladding.

## Scope of Works & Planning

Establishing clear project scopes and access plans, ensuring all necessary resources are in place for smooth execution.

## Design & Engineering Certification

Providing comprehensive design and certification of compliant cladding systems, including wall wraps, insulation, and sub-framing.







## Meet Our Team

Based in Perth and WA's South West, we know we're only as good as the boots we have on the ground. We work hard and smart and take pride in the finished product, the construction process and, importantly, our workmanship. Because when culture and craftsmanship come first, delivering exceptional results is simple.



As individuals,  
our people are talented.

As a group,  
we're unstoppable.

# Team



**Ian Meachem** Managing Director

As the third generation in his family to work in the timber and construction industry, Ian Meachem knows his business inside and out. Ian founded Constructive PD in 2016 when splitting the services provided by original entity Timber Insight which has traded since 2013. Ian's vision was to build a professional, experienced team to deliver multi-disciplined packages on large-scale projects. He has spent his working career honing skills in business strategy and management, project management and construction. Ian is passionate about relationships and culture and understands great people are any businesses biggest asset. In his spare time, Ian established charity Toby FCC Ltd with several colleagues and sits as Interim Chair on the board. Toby FCC is a registered charity dedicated to improving the short term and long-term outcomes for kids and adolescents fighting childhood cancer.

**Glen Meachem** Construction Director

With a trade background in carpentry underpinning twenty years of experience, Glen is the co-founder and Construction Manager at Constructive PD. Glen is a registered Building practitioner and a problem solver at heart, Glen thrives on finding solutions to complex problems. He has a passion for delivering to a high standard, no matter the size of a job. With a focus on company culture and a strong team, Glen ensures Constructive PD's workmanship is nothing short of excellent. In his spare time, Glen is an avid mountain bike rider and spends as much time as possible out on the trails. When he's out of office, it's likely he's hooking up his camper trailer, loading up the family and heading for a part of Australia he hasn't yet explored.



**Mick O'Dea** Operations Manager

With 20+ year's experience working in engineering and senior management roles, Mick has led teams in the delivery of large-scale, complex projects in the educational, commercial, residential, infrastructure, retail and resources sectors. At Constructive PD, he leads the operational team on technically challenging projects. With a focus on safety, elevated quality, and programme, Mick ensures the Constructive PD team consistent deliver to a high standard on landmark projects. In his spare time, Mick coaches kids soccer and loves spending time with his wife and two young children.

## Peter Dash Design & Project Development Manager

With a career spanning over 40+ years in the construction industry, Peter Dash has worked in a broad range of roles – from carpenter to site manager to design manager – across many sectors of the market including education, property development, and commercial contracting. He is driven by a desire to deliver good design using quality materials, with a focus on customer satisfaction. Peter’s family is very important to him and enjoys his time away from the office with them.



## Julie Kinninmont Finance Manager

With over a decade’s experience in bookkeeping, Julie manages finances (and generally keeps the wheels turning) at Constructive PD. Often referred to as “the voice of reason”, Julie works as part of the senior management team to shape business decisions and lend guidance along the way. When she’s not at work, she spends her time training her beloved border collie Rocco to compete in agility and obedience trials.

## Tina Mattox Robertson Executive Assistant

With over 20 years of experience supporting executives across various industries, Tina has spent the past 15 years in construction, bringing order and efficiency to high-level operations. As a valued member of the executive team, she combines creativity, authenticity, and professionalism with exceptional communication and organisational skills. Passionate about her role, and the team she works with, Tina thrives in the fast-paced environment of executive support. Outside of work, she cherishes time with her growing family. As a proud Nonna to five little ones, she is blessed to spend as much time with them as possible.



## Melissa Simpson People & Culture Manager

As the People and Culture Manager, Mel oversees the strategic direction and implementation of all human resources functions, including talent acquisition, performance management, learning and development, and employee engagement. With more than a decade of experience in corporate management, her mission is to create a positive and inclusive culture that fosters collaboration, innovation, and excellence. When not in the office Mel has a passion for assisting people to navigate their grief journey. She also love’s spending time with her 3 daughters and long lunches with good friends.

# Team




John Greathead  
Project Lead




Andrew Silverlock  
Project Lead



Quang Tran  
Site Manager



Taylor Lucas  
Senior Project Supervisor



Joe Marchese  
Senior Design Coordinator



Kishor Nair  
Design Coordinator



Rob Carter

Project Lead



Patrick Welsh

Senior Contract Administrator



Peter McGrath

Senior Estimator




Reece Reynolds

Senior Project Supervisor



Mick Scully

Senior Project Supervisor



Dasith Jayaratna

Contracts Administrator



Aaron Coughlan

Estimator



Felicia Vonderhorst

Contract Administrator/  
Project Coordinator



Angela Cundall

Payroll and  
Mobilisation Coordinator



## Welshpool

Visit

274 Rutland Avenue,  
Welshpool, 6106

Call

+61 8 9791 4599

## Bunbury

Visit

73 Victoria Street,  
Bunbury, WA 6230

Call

+61 8 9791 4599

[www.constructivepd.com.au](http://www.constructivepd.com.au)